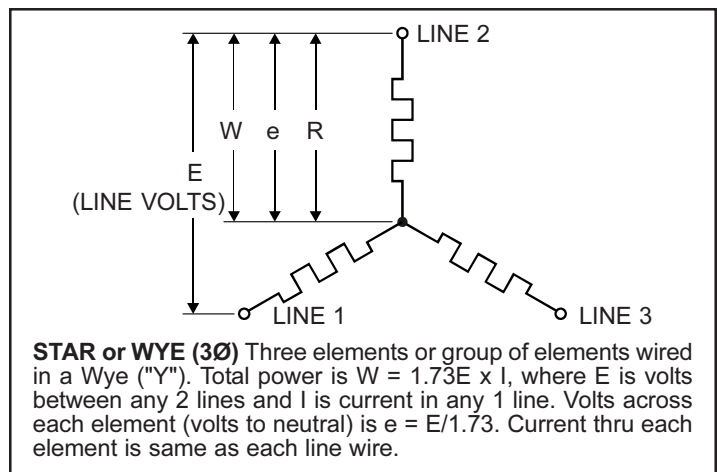
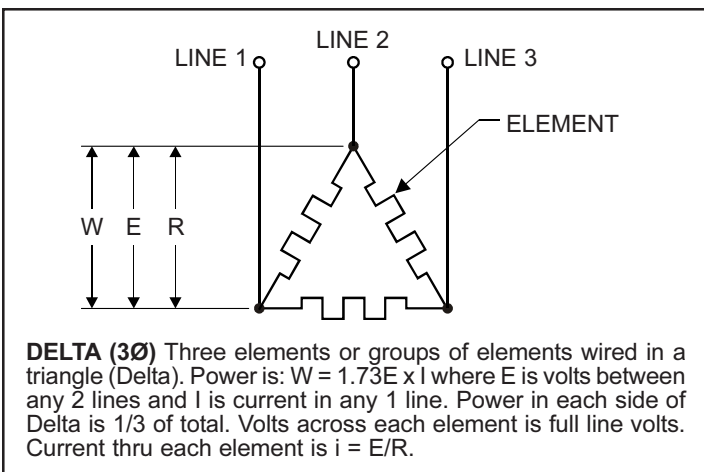
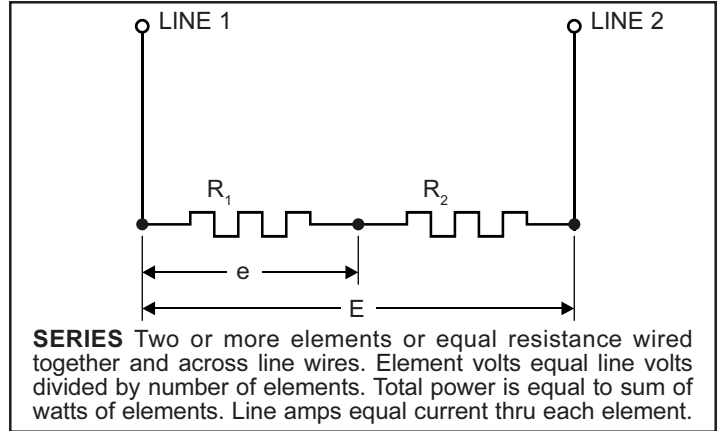
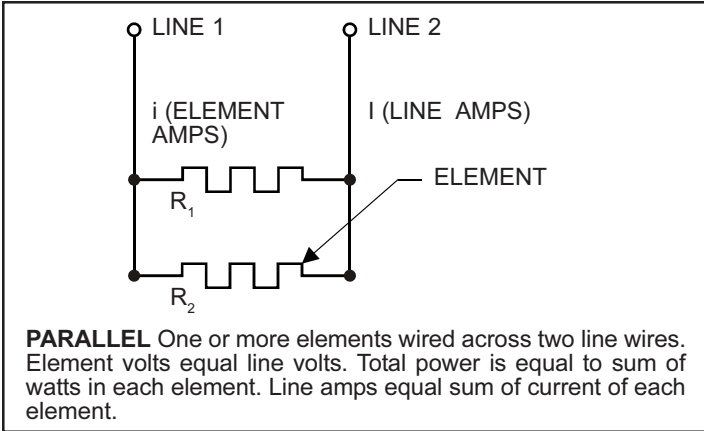




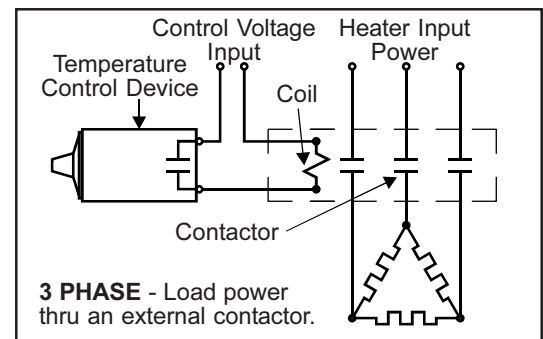
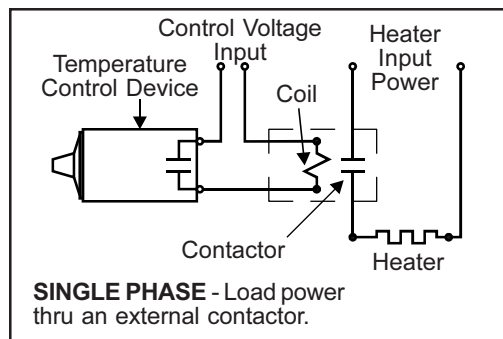
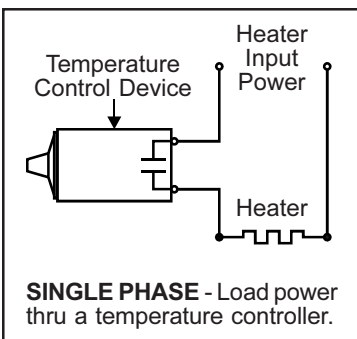
WIRING CONFIGURATIONS AND DIAGRAMS



These wiring configurations are provided to assist in the wiring of heating elements in parallel, series and 3-phase (Delta or Wye)



WIRING CONFIGURATION	HEATER ELEMENT VALUES (formulas and symbols)			
	VOLTS (e)	AMPS (i)	WATTS (W)	RESISTANCE (R)
Parallel	line volts (E)	$\frac{\text{line volts (E)}}{\text{element Ohms (Rn)}}$	$E \times i$	E/i
Series	$\frac{\text{line volts (E)}}{\text{\# of elements}}$	line amps (I)	$e \times i$	e/i
Delta	line volts (E)	$\frac{\text{line amps (I)}}{1.73}$	$e \times i$	E/i and $E/1.73 I$
Star (Wye)	$E/1.73$	line amps (I)	$e \times i$ and $E \times I/1.73$	$e \times i$ and $E/1.73 I$



PLASTIC PROCESS EQUIPMENT, INC.

8303 CORPORATE PARK DRIVE
 MACEDONIA, OHIO 44056-2300
 216-367-7000 • FAX: 216-367-7022
 TOLL FREE: 800-321-0562

6385 MONTESSOURI STREET
 LAS VEGAS, NEVADA 89113-1186
 702-433-6385 • FAX: 702-433-6388
 TOLL FREE: 800-258-8877

www.ppe.com
 e-mail: sales@ppe.com

Toll Free: USA, Canada & Mexico
800-362-0706

Order Fax: 800-223-8305