
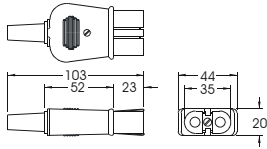

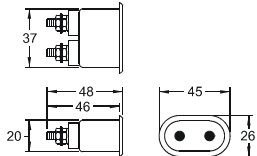

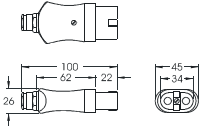

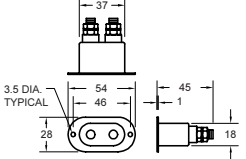

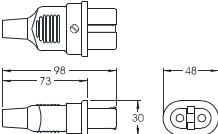



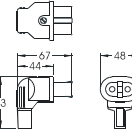

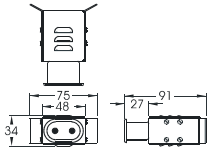

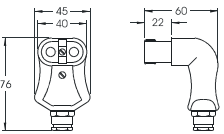

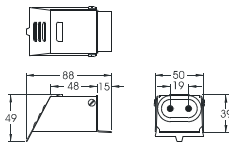

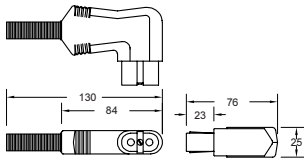

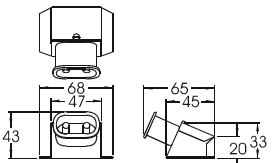




HIGH TEMPERATURE CONNECTORS

FOR USE WITH HEATER BANDS AND CARTRIDGE HEATERS

These are the **BETTER** high-temp connectors for **GUARANTEED** longer life.

  <p>Connector body, straight porcelain terminal base, plastic cover. 10 amp 250 VAC Model 111-10111 \$15.43</p>	  <p>Heater inlet connector, porcelain terminal base, metal shell. 10 amp 250 VDC / 16 amp 250 VAC Model 111-10120 \$11.43</p>
  <p>Connector body, straight porcelain terminal base, metal shell with compression cord grip. Threaded bushing plus external strain relief. 25 amp 380 VAC Model 111-10140 \$38.34 Model 111-10140-int (no shell) \$26.20</p>	  <p>Heater inlet connector, porcelain terminal base, metal shell. 10 amp 250 VDC / 16 amp 250 VAC Model 111-10122 \$24.65</p>
  <p>Connector body, straight, rubber cover, silicone body (not rubber!), rated 200°C (392°F) continuous. 10 amp 250 VDC / 16 amp 250 VAC Model 111-10340 \$37.72</p>	  <p>Heater inlet connector, porcelain terminal base, metal shell. 10 amp 250 VDC / 16 amp 250 VAC Model 111-10120-INT (internals only) \$9.19 Model 111-10120-MS (metal shell) \$3.00</p>
  <p>Connector body, angle, rubber cover, silicone body (not rubber!), rated 200°C (392°F) continuous. 10 amp 250 VDC / 16 amp 250 VAC Model 111-10345 \$45.75</p>	  <p>Heater inlet with box, porcelain terminal base, metal shell. 10 amp 250 VDC / 16 amp 250 VAC Model 111-10130 \$41.27</p>
  <p>Connector body, angle type, porcelain terminal base, metal shell with compression cord grip. Threaded bushing plus external strain relief. 25 amp 380 VAC Model 111-10145 \$42.54</p>	  <p>Angle heater inlet box, porcelain terminal base, metal shell. 10 amp 250 VDC / 16 amp 250 VAC Model 111-10135 \$43.81</p>
  <p>Right angle metal connector body, silicone body (not rubber!), rated 300°C (572°F) continuous. 25 amp 380 VAC Model 111-10140-LRA \$40.76</p>	  <p>Angle heater inlet box, porcelain terminal base, metal shell. 10 amp 250 VDC / 16 amp 250 VAC Model 111-10136 \$42.87</p>



PLASTIC PROCESS EQUIPMENT, INC.

www.ppe.com • e-mail: sales@ppe.com

6385 Montessouri Street, Las Vegas, Nevada 89113
PPE WEST 702-433-6385 • 800-258-8877 • Fax: 702-433-6388

11218 Challenger Avenue, Odessa, Florida 33556
PPE SOUTH 727-834-8888 • 800-282-6783 • Fax: 727-834-8873

8303 CORPORATE PARK DRIVE, MACEDONIA (Cleveland), OHIO 44056, USA

216-367-7000 • Toll Free: 800-321-0562 • Fax: 216-367-7022 • Order Fax: 800-223-8305

Toll Free: USA, Canada & Mexico
800-362-0706