

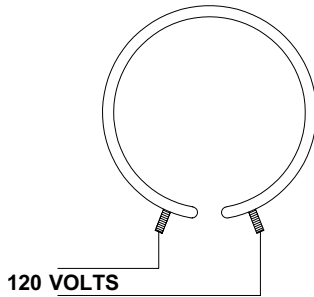


HEATER BAND WIRING

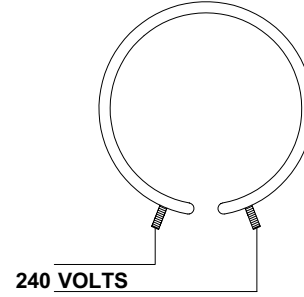
1 PIECE HEATER BANDS



**1 PIECE BAND RATED
120 VOLT 1,000 WATTS**

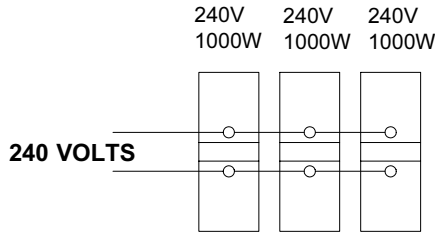


**1 PIECE BAND RATED
240 VOLT 1,000 WATTS**



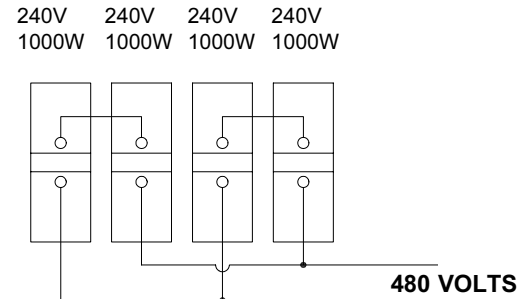
PARALLEL WIRING:

HEATER BANDS ARE NORMALLY WIRED IN PARALLEL BY ZONES
240 VOLT HEATER BANDS



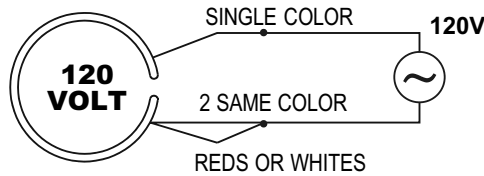
SERIES WIRING:

ILLUSTRATION SHOWS 240 VOLT BANDS WIRED TO ACCEPT 480 VOLTS. BANDS MUST BE OF EQUAL WATTAGE AND WIRED BY PAIRS IN SERIES.

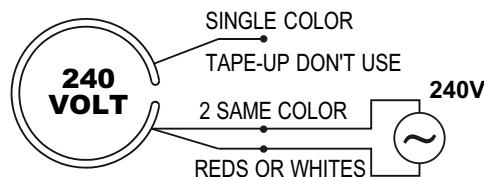


CAUTION: follow equipment manufacturers instructions when working on any electrical items, (wiring, controls, heater bands, cartridge heaters, etc...)

HOW TO WIRE DUAL VOLTAGE BANDS

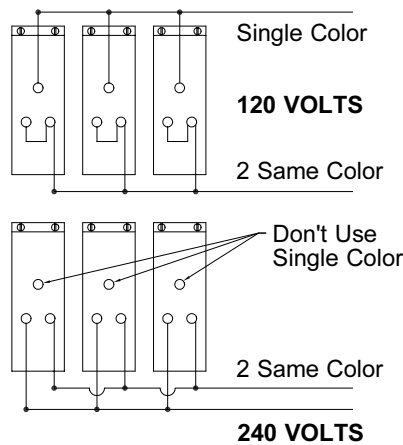


- 1) Connect single color wire to common.
- 2) Join 2 same color wires to hot.

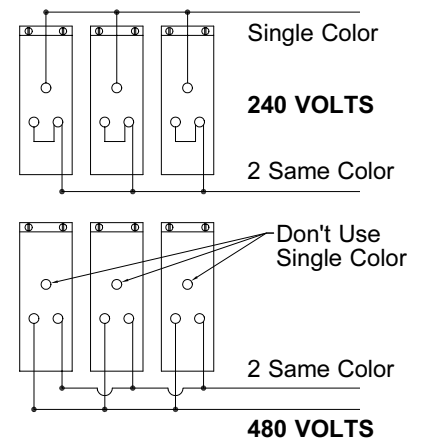


- 1) Tape-up single color wire and do not use.
- 2) Connect one of the 2 same color wires to one side of the line and the other of the 2 same color wires to the other side of the line.

120/240 Volt



240/480 Volt



© Copyright 2006 Plastic Process Equipment, Inc.
Note: PPE customers may reproduce this form only in it's entirety.



PLASTIC PROCESS EQUIPMENT, INC.

6385 Montessouri Street, Las Vegas, Nevada 89113
702-433-6385 • 800-258-8877 • Fax: 702-433-6388

11218 Challenger Avenue, Odessa, Florida 33556
727-834-8888 • 800-282-6783 • Fax: 727-834-8873

8303 CORPORATE PARK DRIVE, MACEDONIA (Cleveland), OHIO 44056, USA

216-367-7000 • Toll Free: 800-321-0562 • Fax: 216-367-7022 • Order Fax: 800-223-8305

www.ppe.com • e-mail: sales@ppe.com

Toll Free: USA, Canada & Mexico
800-362-0706