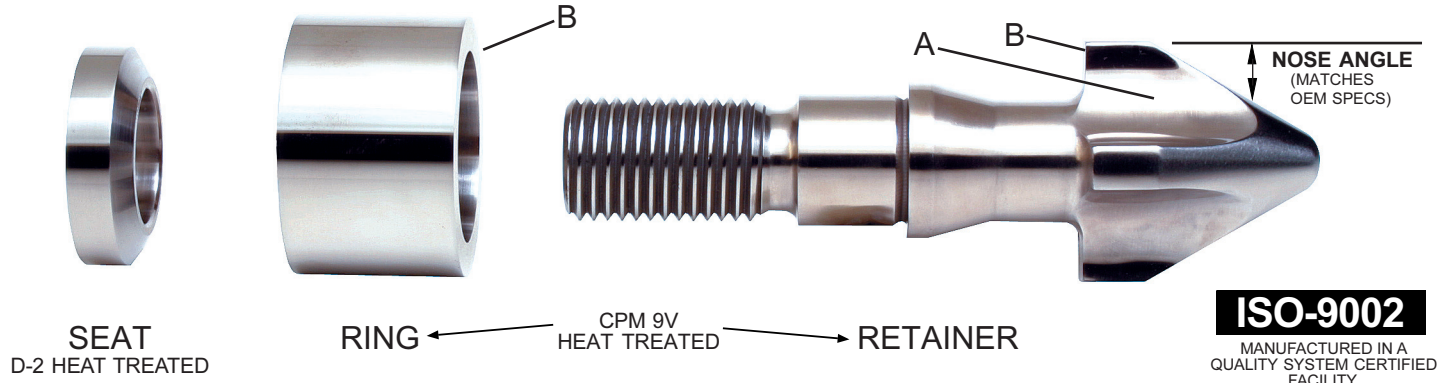




CPM 9V SUPER TOUGH CHECK RING VALVES

MADE FROM CPM 9V SUPER WEAR RESISTANT TOOL STEEL
O.E.M. DIMENSIONS PLUS FREE FLOW DESIGN

9 TIMES MORE WEAR RESISTANT THAN D-2 STEEL




CPM 9V SUPER TOUGH FEATURES

- MADE FROM SUPER TOUGH HIGH TECH CPM9V TOOL STEEL.
- FREE FLOW DESIGN RECOMMENDED BY YOUR PLASTIC MATERIAL SUPPLIERS.
- (A) FREE FLOW FLUTES REDUCE WEAR, SHEAR AND AVOIDS OVERHEATING MATERIAL.
- (B) FLAT FACES BETWEEN RING AND RETAINER REDUCES WEAR.
- PARTS NOT INTERCHANGEABLE WITH O.E.M. PARTS BECAUSE OF FLAT FACES.
- CPM 9V IS USED FOR MAXIMUM TOUGHNESS AND SUPERIOR WEAR RESISTANCE.
- SEAT IS D-2 STEEL HEAT TREATED. A D-2 SEAT IS SUPPLIED DUE TO IT'S HIGH IMPACT, CORROSION AND WEAR RESISTANCE.
- O.E.M. SIZE SPECIFICATIONS DUPLICATED TO ENSURE PROPER FIT.
- DEPENDABLE THREE PIECE DESIGN.
- FREE FLOW NON-RESTRICTIVE DESIGN.
- PRECISION GROUND SEATS AND RINGS.
- ACCORDING TO OUR STEEL SOURCE CPM 9V TOOL STEEL IS 9 TIMES MORE WEAR RESISTANT THAN D-2 STEEL
- **OPTIONAL TO ORDER: CPM S90V STAINLESS STEEL**
CPM S90V Stainless Steel offers outstanding corrosion resistance combined with high wear resistance as it contains 14% Chromium and 9% Vanadium. Typical applications would include PVC and other resins with chemical additives such as flame retardants.

STYLE

3



ALTERNATIVE & INTERCHANGEABLE CASTLE STYLE RING IS AVAILABLE FOR MOST FREE FLOW VALVES.

CASTLE STYLE FEATURES

- CASTLE STYLE IS IDEAL FOR USE WITH POLYETHYLENE AND POLYPROPYLENE MATERIALS PLUS OTHER GENERAL PURPOSE RESINS.
- OUR FREE FLOW DESIGN PROVIDES GENEROUS FLOW PATHS ELIMINATING SHEAR ON HEAT SENSITIVE AND GLASS FILLED RESINS.
- CASTLE STYLE IS AN IDEAL REPLACEMENT FOR BALL CHECKS TIPS PLUS YOU WILL REALIZE IMPROVED FLOW VOLUMES.
- IDEAL FOR USE ON HIGH SPEED SCREWS, HIGHER BACK PRESSURES, PLUS YOU WILL REALIZE FASTER INJECTION CYCLES & RECOVERY RATES.
- A FREE FLOW DESIGN THAT INCORPORATES THE LOCKING RING (CASTLE STYLE) DESIGN FOR FASTER SCREW RECOVERY.
- CASTLE STYLE (LOCKING RING) ELIMINATES PREMATURE WEAR BETWEEN THE RING AND RETAINER FLUTES AS THE RING SPINS WITH THE RETAINER.
- ALL THE ADVANTAGES OF A FREE FLOW DESIGN SCREW TIP WITH THE POSITIVE SHUT-OFF ACTION OF A BALL CHECK.
- BOTH CASTLE AND STANDARD RINGS FIT THE SAME RETAINER AND SEAT ON OUR STOCKED FREE FLOW CHECK RING VALVES.

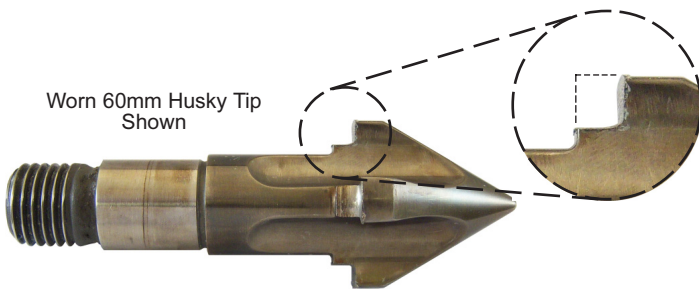


Photo shows where the non-locking (Standard Style) ring has worn away the mating faces on the retainer. The locking Castle Style will eliminate this premature wear as the ring spins with the retainer. It will not add to the wear of your barrel as the ring floats unlike a ball check type.



PLASTIC PROCESS EQUIPMENT, INC.

www.ppe.com • e-mail: sales@ppe.com

PPE WEST 6385 Montessouri Street, Las Vegas, Nevada 89113
702-433-6385 • 800-258-8877 • Fax: 702-433-6388

PPE SOUTH 11218 Challenger Avenue, Odessa, Florida 33556
727-834-8888 • 800-282-6783 • Fax: 727-834-8873

8303 CORPORATE PARK DRIVE, MACEDONIA (Cleveland), OHIO 44056, USA

Toll Free: USA, Canada & Mexico
800-362-0706

PPE 216-367-7000 • Toll Free: 800-321-0562 • Fax: 216-367-7022 • Order Fax: 800-223-8305