

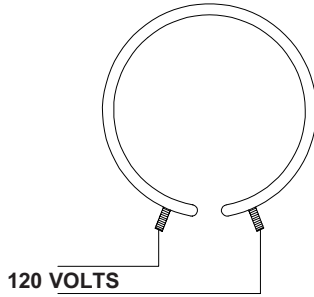


HEATER BAND WIRING

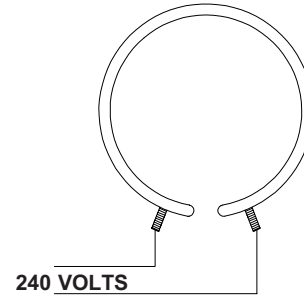
1 PIECE HEATER BANDS



**1 PIECE BAND RATED
120 VOLT 1,000 WATTS**

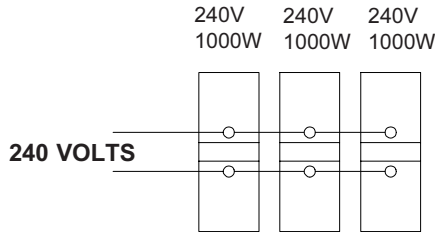


**1 PIECE BAND RATED
240 VOLT 1,000 WATTS**



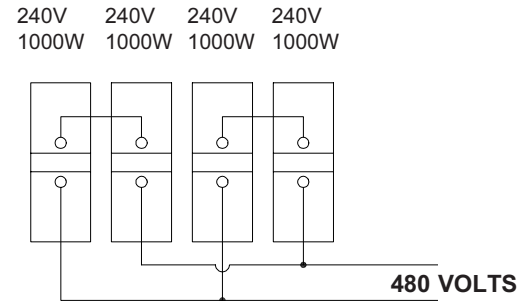
PARALLEL WIRING:

HEATER BANDS ARE NORMALLY
WIRED IN PARALLEL BY ZONES
240 VOLT HEATER BANDS



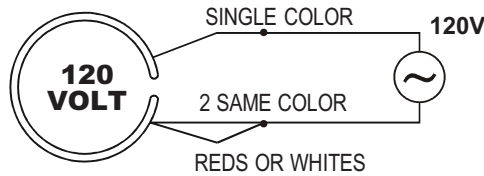
SERIES WIRING:

ILLUSTRATION SHOWS 240 VOLT BANDS WIRED
TO ACCEPT 480 VOLTS. BANDS MUST BE OF
EQUAL WATTAGE AND WIRED BY PAIRS IN SERIES.

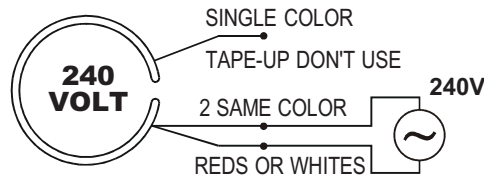


CAUTION: follow equipment
manufacturers instructions
when working on any electrical
items, (wiring, controls, heater
bands, cartridge heaters, etc...)

HOW TO WIRE DUAL VOLTAGE BANDS

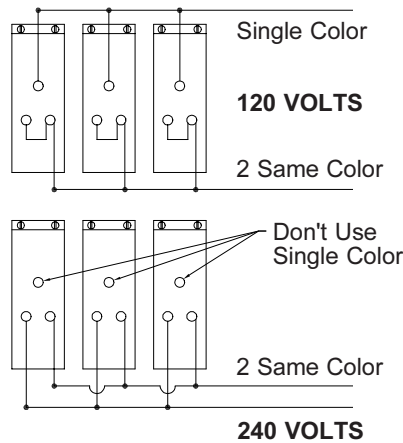


- 1) Connect single color wire to common.
- 2) Join 2 same color wires to hot.

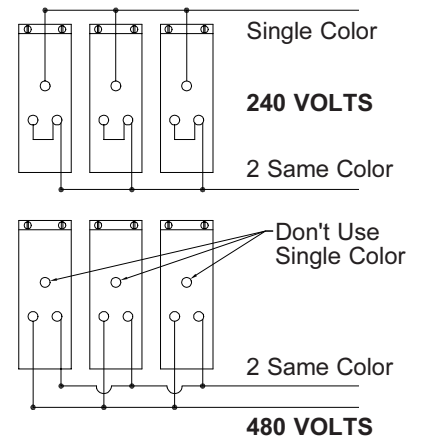


- 1) Tape-up single color wire and do not use.
- 2) Connect one of the 2 same color wires to one side of the line and the other of the 2 same color wires to the other side of the line.

120/240 Volt



240/480 Volt



© Copyright 2022 Plastic Process Equipment, Inc.
Note: PPE customers may reproduce this form
only in it's entirety.



PLASTIC PROCESS EQUIPMENT, INC.

EAST 8303 CORPORATE PARK DRIVE
MACEDONIA, OHIO 44056
216-367-7000 • FAX: 216-367-7022
TOLL FREE: 800-321-0562

WEST 6385 MONTESSOURI STREET
LAS VEGAS, NEVADA 89113
702-433-6385 • FAX: 702-433-6388
TOLL FREE: 800-258-8877

www.ppe.com

e-mail: sales@ppe.com

Toll Free: USA, Canada & Mexico

800-362-0706

Order Fax: 800-223-8305