



CUSTOM HOT RUNNER CABLES

MOLD END

INSERT A (A1)

Number of Contacts: 10 16
 24 25
 Type: Power or T/C
 Gender: Male or Female

INSERT A2 (if required)

Number of Contacts: 10 16
 24 25
 Type: Power or T/C
 Gender: Male or Female

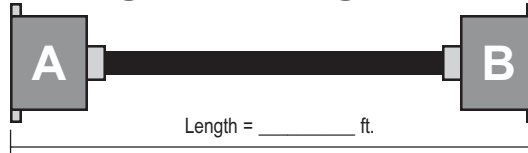
HOOD STYLE

Top Entry or Side Entry

HOOD CLAMP

Single Lever or Double Lever

STRAIGHT CABLE ORDER FORM



Viewed from Connector End



Single Insert Cable



Double Insert Cable

Viewed from Connector End



Single Insert Cable



Double Insert Cable

MAINFRAME END

INSERT B (B1)

Number of Contacts: 10 16
 24 25
 Type: Power or T/C
 Gender: Male or Female

INSERT B2 (if required)

Number of Contacts: 10 16
 24 25
 Type: Power or T/C
 Gender: Male or Female

HOOD STYLE

Top Entry or Side Entry

HOOD CLAMP

Single Lever or Double Lever

MOLD END

INSERT A

Number of Contacts: 10 16
 24 25
 Type: Power or T/C
 Gender: Male or Female

INSERT B

Number of Contacts: 10 16
 24 25
 Type: Power or T/C
 Gender: Male or Female

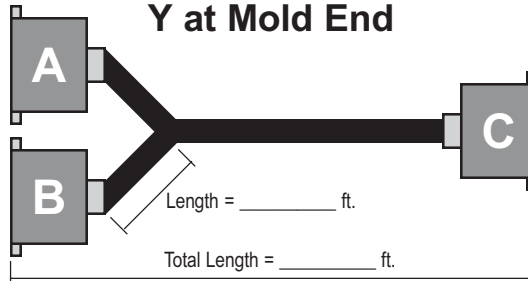
HOOD STYLE

Top Entry or Side Entry

HOOD CLAMP

Single Lever or Double Lever

Y-CABLE ORDER FORM Y at Mold End



Viewed from Connector End



Single Insert Cables



Viewed from Connector End



Double Insert Cable

MAINFRAME END

INSERT C1

Number of Contacts: 10 16
 24 25
 Type: Power or T/C
 Gender: Male or Female

INSERT C2

Number of Contacts: 10 16
 24 25
 Type: Power or T/C
 Gender: Male or Female

HOOD STYLE

Top Entry or Side Entry

HOOD CLAMP

Single Lever or Double Lever

MOLD END

INSERT A1

Number of Contacts: 10 16
 24 25
 Type: Power or T/C
 Gender: Male or Female

INSERT A2

Number of Contacts: 10 16
 24 25
 Type: Power or T/C
 Gender: Male or Female

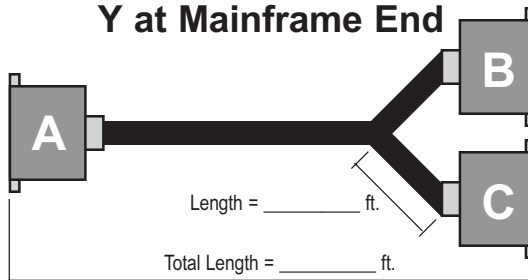
HOOD STYLE

Top Entry or Side Entry

HOOD CLAMP

Single Lever or Double Lever

Y-CABLE ORDER FORM Y at Mainframe End



Viewed from Connector End



Double Insert Cable

Viewed from Connector End



Single Insert Cables

MAINFRAME END

INSERT B

Number of Contacts: 10 16
 24 25
 Type: Power or T/C
 Gender: Male or Female

INSERT C

Number of Contacts: 10 16
 24 25
 Type: Power or T/C
 Gender: Male or Female

HOOD STYLE

Top Entry or Side Entry

HOOD CLAMP

Single Lever or Double Lever

COMPANY NAME: _____

YOUR NAME: _____ / AUTHORIZED SIGNATURE: _____

TELEPHONE: (_____) - _____ - _____ P.P.E. SALES PERSON: _____

FAX NUMBER: (_____) - _____ - _____

© Copyright 2022 Plastic Process Equipment, Inc.
 Note: PPE customers may reproduce this form only in it's entirety.



PLASTIC PROCESS EQUIPMENT, INC.

8303 CORPORATE PARK DRIVE
 MACEDONIA, OHIO 44056
 216-367-7000 • FAX: 216-367-7022
 TOLL FREE: 800-321-0562

6385 MONTESSOURI STREET
 LAS VEGAS, NEVADA 89113
 702-433-6385 • FAX: 702-433-6388
 TOLL FREE: 800-258-8877

www.ppe.com
 e-mail: sales@ppe.com

Toll Free: USA, Canada & Mexico
800-362-0706

Order Fax: 800-223-8305