

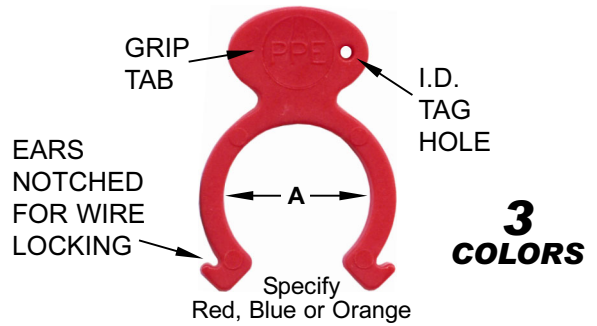


WATER SOCKET LOCKING CLIPS

PREVENTS UNWANTED RELEASE OF WATER LINE SOCKETS

**HELPS AVOID ACCIDENTAL SPILLS
CLIPS FIT EXISTING SOCKETS**

- 3 colors, red, blue & orange
- Clips fit existing sockets!
- 3 sizes available for 200, 300 & 500 series.
- Color coded: **red** = hot, **blue** = cold, **orange** = caution.
- Molded of higher temp. nylon, only from **PPE**.
- Temperatures to 430°F.
- Use on straight, 45° or 90° sockets.
- Smaller "A" dimension for tighter grip
- Low cost.



**NO GUESSING!
CLIPS INDICATE A
CLEAR VISUAL NOTICE
YOUR SOCKETS ARE
LOCKED IN PLACE!**



A SIMPLE WIRE TIE MAKES IT IMPOSSIBLE TO REMOVE CLIP

FITS SERIES	A DIM.	THICKNESS	COLOR	PART NO.	PRICE
200	.560	.110	RED	SLC200R	\$.18 ea.
			BLUE	SLC200B	
			ORANGE	SLC200S	
300	.790	.140	RED	SLC300R	
			BLUE	SLC300B	
			ORANGE	SLC300S	
500	1.050	.150	RED	SLC500R	
			BLUE	SLC500B	
			ORANGE	SLC500S	

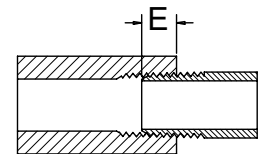
LOCKING SOCKETS LISTED BEYOND.

FITS: DME, Parker, Foster, Obac, Hansen, Rectus, etc.

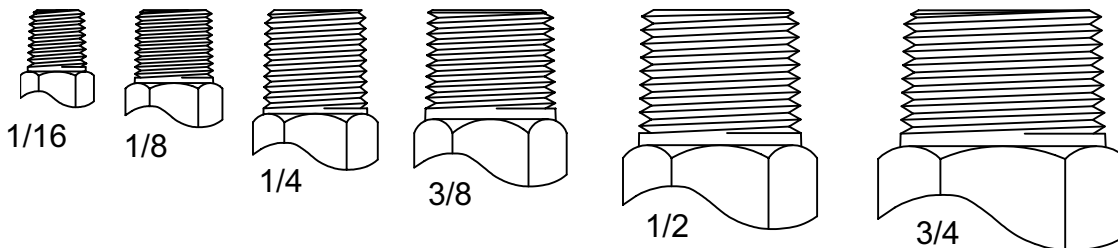
About Pipe Threads

Most ordering mistakes are caused by measuring the pipe size of the fitting, or component incorrectly. The nominal size of any pipe does not in fact refer to either the outside diameter (O.D.) or the inside diameter (I.D.) of the pipe. The table below lists standard pipe sizes along with the actual O.D. and I.D. for each size. Keep in mind that manufacturers may slightly modify these dimensions to strengthen or enhance the performance of a product. Actual size drawings of pipes from 1/16" to 3/4" are shown below. NOTE: Nominal Pipe Size, Pipe Size, and Pipe Tap Size all refer to an NPT thread.

Pipe Size	Threads Per Inch	Outside Dia. of Pipe	Inside Diameter of Pipe	Minimum Length of Thread	Pitch Diameter	E
1/16-27	27	.312	.209	.271	.281	.271
1/8-27	27	.405	.269	.272	.374	.273
1/4-18	18	.540	.364	.395	.491	.395
3/8-18	18	.675	.493	.407	.627	.407
1/2-14	14	.840	.622	.534	.778	.534
3/4-14	14	1.050	.824	.553	.989	.553
1-11 1/2	11 1/2	1.315	1.049	.661	1.238	.661
1 1/4-11 1/2	11 1/2	1.660	1.380	.681	1.583	.681
1 1/2-11 1/2	11 1/2	1.900	1.610	.681	1.822	.681



Once the correct pipe size has been determined, "E" or the "Normal Thread Engage for Tight Joint" column can be used to determine the length of the component required to assemble properly when fully tightened. The drawing above illustrates this measurement.



PLASTIC PROCESS EQUIPMENT, INC.

www.ppe.com • e-mail: sales@ppe.com

PPE WEST 6385 Montessouri Street, Las Vegas, Nevada 89113
702-433-6385 • 800-258-8877 • Fax: 702-433-6388

PPE SOUTH 11218 Challenger Avenue, Odessa, Florida 33556
727-834-8888 • 800-282-6783 • Fax: 727-834-8873

8303 CORPORATE PARK DRIVE, MACEDONIA (Cleveland), OHIO 44056, USA

Toll Free: USA, Canada & Mexico
800-362-0706

216-367-7000 • Toll Free: 800-321-0562 • Fax: 216-367-7022 • Order Fax: 800-223-8305