



# MOLD SAFETY STRAP LOCKS MOLD WHEN NOT IN USE

CUMSA

## - FEATURES -

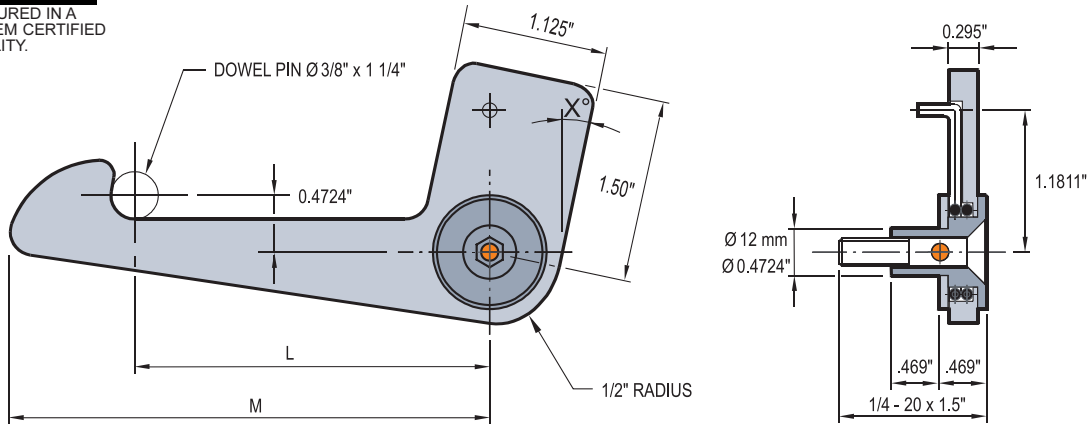
- Keeps the mold closed and locked when not in the press.
- Mold automatically unlocks when mounted on the machine platen.
- High visibility yellow finish makes the safety strap easy to spot and identify if the mold is locked.
- Simplifies storage and transportation of the mold.
- Increase safety by securely locking mold halves together.
- 3 sizes available.



**ISO-9001**

MANUFACTURED IN A  
QUALITY SYSTEM CERTIFIED  
FACILITY.

## SAFETY STRAP DIMENSIONS

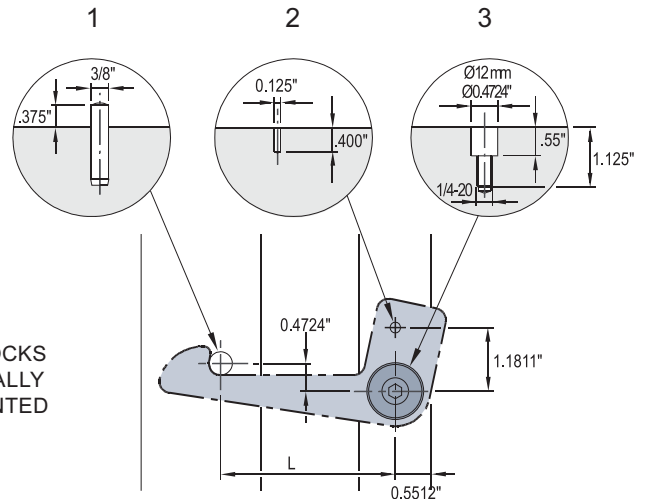
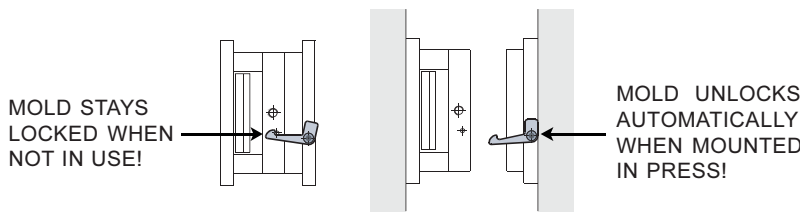


PART NO.	L		M		X°	PRICE EACH
	mm	inches	mm	inches		
ML50	50	1.969	75	2.953	15°	\$109.15
ML75	75	2.953	100	3.937	12°	\$112.90
ML100	100	3.937	125	4.931	10°	\$117.35

## APPLICATION & INSTALLATION

BEGIN INSTALLATION BY DRILLING THE THREE HOLES ILLUSTRATED IN DRAWINGS ONE, TWO & THREE. THE DOWEL PIN IN DRAWING ONE SHOULD BE PLACED ON THE PART OF THE MOLD ATTACHED TO THE MOVING PLATEN, WHILE THE STRAP IS MOUNTED ON THE PART OF THE MOLD ATTACHED TO THE STATIONARY PLATEN. THE HOLE IN DRAWING TWO IS FOR THE SAFETY STRAP CATCH SPRING, AND THE HOLE IN DRAWING THREE IS WHERE THE STRAP IS ATTACHED TO THE MOLD.

### TOP VIEW OF MOLD



**PLASTIC PROCESS EQUIPMENT, INC.**

www.ppe.com • e-mail: sales@ppe.com

**PPE WEST** 6385 Montessouri Street, Las Vegas, Nevada 89113  
702-433-6385 • 800-258-8877 • Fax: 702-433-6388

**PPE SOUTH** 11218 Challenger Avenue, Odessa, Florida 33556  
727-834-8888 • 800-282-6783 • Fax: 727-834-8873

8303 CORPORATE PARK DRIVE, MACEDONIA (Cleveland), OHIO 44056, USA

Toll Free: USA, Canada & Mexico

**PPE** 216-367-7000 • Toll Free: 800-321-0562 • Fax: 216-367-7022 • Order Fax: 800-223-8305

**800-362-0706**