




THINSWITCH® LIMIT SWITCHES

VERIFIES EJECTOR PLATE RETURN



U.S. Patents:
No. 5,446,252
No. 6,982,392

GENERAL DESCRIPTION

Thinswitch® Limit Switches are specially designed to verify ejector plate return before permitting the mold to close in injection molding machines. These small switches are thin enough to fit inside the ejector housing. They can also be used for core, slides, or anyplace space is limited. All models use the same mounting hole locations.

The Thinswitch® Limit Switches have been tested for reliability over 10 million cycles without failure. Two switches can be used in series for larger molds to ensure the ejector plate return, preventing costly mold damage.

SPECIFICATIONS

Electrical

250VAC 5 Amps resistive, 4 Amps inductive
28VDC (sea level)..... 5 Amps resistive, 4 Amps inductive
Switching SPDT

Operating Temperature

Standard Model T-222's 175°F max. (79.4°C max.)
High Temp Model HT-291's 250°F max. (121°C max.)

Liquid-Resistant Model



FEATURES AND BENEFITS

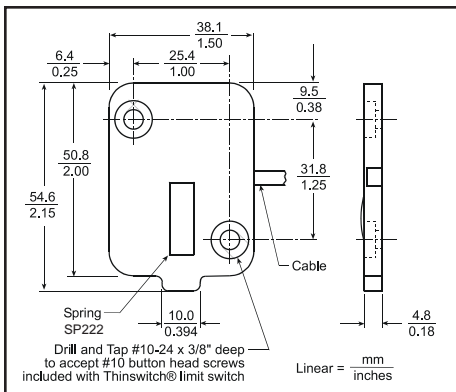
- **Over 10 million cycle life** provides long dependable service.
- **175°F (79.4°C) standard temperature rating** allows installation into most molding applications.
- **250°F (121°C) high temperature unit** is available for higher temperature needs.
- **Adjustable operating point** allows actuation between 0.187" and 0.250" from the base.
- **3/16" thick design** fits snugly behind the ejector plate in the space provided by the rest buttons.
- **Stripped and tinned 6 ft. wire leads** make the switch ready to install without modification.
- **Included mounting hardware** installs the Thinswitch® limit switch easily.

Rated Current vs. Steel Temperature					
T-222			HT-291		
Amps	°F	°C	Amps	°F	°C
5.0	85	29.4	5.0	100	37.7
4.0	120	49.0	4.5	155	68.3
3.0	155	68.3	4.0	210	98.8
2.0	175	79.4	3.5	250	121.1

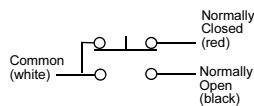
MATERIALS

Body Fiberglass-reinforced nylon
Spring (Original model) Stainless Steel
Dome (Liquid-Resistant model) Polyurethane
Back Cover Polyester Film
Wire Leads ... 22 ga. stranded, 3-conductor, shielded cable, 6 ft. (1.8m) long, ends stripped and tinned

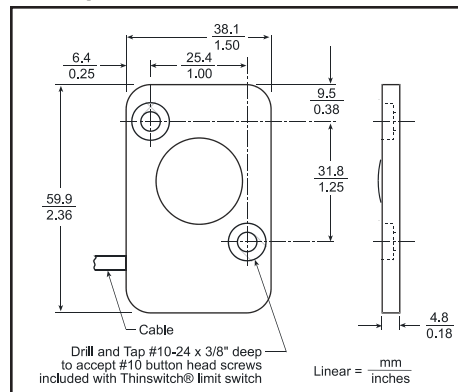
Original Thinswitch® Limit Switch



Thinswitch® Schematic Diagram



Thinswitch® Liquid-Resistant Limit Switch



PART NO.	MODEL	1-4	5-9	10+
T-222	Standard	\$82.00	\$79.00	\$76.00
HT-291	High Temp	93.50	90.25	87.00
SP222	Spring	\$5.45 ea.		

PART NO.	MODEL	1-4	5-9	10+
T-222LR	Standard	\$112.00	\$108.00	\$104.00
HT-291LR	High Temp	123.50	119.00	114.50

All Thinswitch® models include: Allen wrench (for height adjustment), 4 screws (#10-24 button head), 2 wire clamps & instructions.



PLASTIC PROCESS EQUIPMENT, INC.

www.ppe.com • e-mail: sales@ppe.com

6385 Montessouri Street, Las Vegas, Nevada 89113
702-433-6385 • 800-258-8877 • Fax: 702-433-6388

11218 Challenger Avenue, Odessa, Florida 33556
727-834-8888 • 800-282-6783 • Fax: 727-834-8873

8303 CORPORATE PARK DRIVE, MACEDONIA (Cleveland), OHIO 44056, USA

Toll Free: USA, Canada & Mexico
800-362-0706

216-367-7000 • Toll Free: 800-321-0562 • Fax: 216-367-7022 • Order Fax: 800-223-8305